

**Panasonic**  
ideas for life

**PT-EX16K**  
LCD Projector

## Brighter, Large-Screen Images

Solid Reliability and System Expandability




# High Brightness of 16,000 lm. Superb Cost-Performance for Large-Space Viewing.

Balancing factors required to fill large spaces with breathtaking images. Remarkable 16,000 lm brightness ensures sharp, crisp large-screen projection. Pure Color Control, which independently controls yellow brightness to improve color reproduction, attains this superb brightness with optimal coloring. The 4-Lamp Optical System maintains high reliability. And system expansion functions include horizontal/vertical lens shift and a Multi-Screen Support System. These and other features enable flexible installation for a wide variety of applications.

## PT-EX16K

XGA 16,000 lm



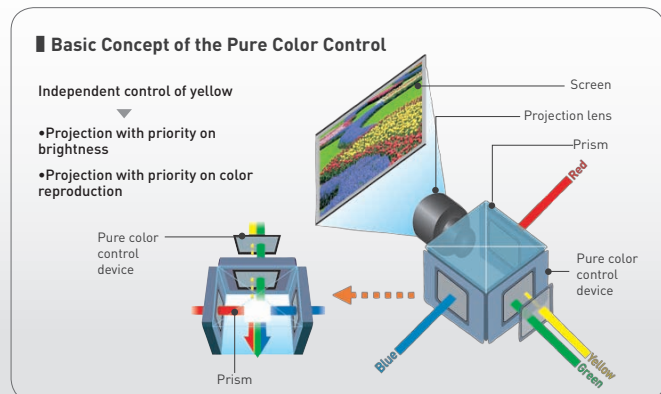
## Bright, Vibrant Large-Screen Images

### A Full 16,000 lm of Brightness and 2,500:1 Contrast

The 4-lamp optical system uses high-output, 380 W lamps to deliver remarkable 16,000 lm brightness. And the contrast ratio is a high 2,500:1, to ensure bright, crisp, large-screen projection.

### Excellent Colors with Pure Color Control

It is inherently difficult for LCD projectors to attain both high brightness and superb color reproduction. For this reason, in addition to the three conventional LCD panels that control the light intensity for the red, blue and green primary colors, the PT-EX16K also features a Pure Color Control function that independently controls the light intensity of yellow coloring. This provides rich overall color expression while maintaining brightness.



### Full 10-Bit Image Processing System

The use of a full 10-bit image processing system provides smooth tonal expression. For example, skin tones appear natural and true to life.

## High Reliability for Long-Time Use

### 4-Lamp Optical System Enables Stable, Extended Operation

Even if one lamp goes out during use, the other lamps continue, so projection is not interrupted. Lamp Relay mode also allows long-time, continuous operation.

#### Brightness and Lamp Replacement Cycle Guideline

Lamp	Brightness (lm)	Lamp replacement cycle (hours)*1
Four lamps (Standard mode)	16,000	2,000
Four lamps (Eco1, Eco2 mode)	12,320	3,000
Two lamps (Standard mode)	8,000	4,000
Two lamps (Eco1, Eco2 mode)	6,160	6,000

### Highly Durable Optical Engine Ensures Excellent Long-Time Image Quality

The LCD panels and polarizers inside the LCD projector's optical block tend to degrade over time. Their degradation strongly and adversely affects image quality. The inorganic LCD panels and polarizers in the PT-EX16K resist time-related changes to achieve a replacement cycle of up to 10,000 hours. This maintains high image quality for a very long time.

### Adverse Dust Effects Prevented by a Long-Lasting Air Filter

The use of a large pleated air filter has made it possible to achieve a replacement cycle of up to 5,000 hours.\*2 This greatly reduces maintenance hassles. The filter is also replaced from the front, so there is no need to detach the projector from its bracket in ceiling-mounted applications.

### Optional Smoke Cut Filter Provides Protection from Fine Smoke Particles

The projector can be equipped with an optional Smoke Cut Filter ET-SFE16 to prevent the entry of not only dust but also fine smoke particles, such as those used for special effects at events and stage performances.



ET-SFE16

## The Horizontal/Vertical Lens Shift Function and a Variety of Lenses

Both zooming and focusing can be done by remote control. The wide adjustment range of the powered horizontal/vertical lens shift function assures convenience and versatility during installation. A variety of lenses are also available, from short or long focus zoom lenses to fixed focus lenses for rear projection. This makes it possible to install the projector in a variety of locations.

## Flexible Installation

The projector can be rotated 360° vertically for flexible installation. This allows projection from directly above or below, for exciting visual possibilities in art galleries, theaters and showrooms.



## Corner Keystone Correction Enables Angled Projection

All you need to do is designate four points as the corners of the projected image, and this function automatically carries out horizontal and vertical keystone correction.

## Multi-Screen Support System Seamlessly Connects Multiple Screens


The Multi-Screen Support System optimally adjusts multiple screens: Edge blending, color matching and multi-screen processor.

### • Edge Blending

The edges of adjacent screens can be blended and their luminance controlled.

### • Color Matching

This function corrects for slight variations in the color reproduction range of individual projectors.



## Mechanical Shutter for a Total Screen Blackout

The Mechanical Shutter lets you mechanically block the light to completely blackout the screen, and prevents light leakage from the lens. When closing the shutter, the projection image gradually fades out, then gradually fades in when opening, which brings more attractive stage effects.

## Easy Remote Control and Observation

A Web browser on a computer connected through a wired LAN system lets you remotely operate projectors and check their status. An e-mail messaging function can also notify you when a lamp needs replacement, and indicate the overall projector status. In addition, Multi Projector Monitoring and Control Software is available for monitoring and controlling multiple Panasonic projectors from a single PC. The wired LAN terminal is compatible with PJLink™(Class1), an open protocol that is used by many manufacturers, to enable integrated control of systems that contain different brands of projectors.

### Basic Concept of the Multi Projector Monitoring and Control Software



## Robust Carrying Handles

An iron base plate is mounted to the bottom of the main unit. Also, robust carrying handles attached to the base plate are designed for easy carrying of the projector.



## Top-Panel Lamp Replacement Simplifies Maintenance

The lamp can be reached through the top panel for easy replacement. This eliminates the need to detach the projector from its ceiling bracket and greatly simplifies maintenance.



## Versatile Interfaces and Illuminated Terminals and Control Panel

The wide-ranging terminals include 2 sets of RGB inputs, an HDMI input, and a DVI-D input. Mounting the optional Interface Board ET-MD16SD1 also accommodates HD/SD-SDI signal input. The terminal connection area is LED illuminated, and a backlight is provided for the control panel buttons, ensuring smooth and easy operation in the dark.



## Other Features

- Direct Power Off allows the power cord to be unplugged right after use.
- Wireless and wired remote control that allows the allocation of up to 64 IDs.
- Logo Transfer Software\*3 lets you upload any startup logo you want.

## Ecology-Conscious Design

- No halogenated flame retardants are used in the cabinet.
- Lead-free glass is used for the lens.
- Lamp power switching further reduces power consumption.
- RoHS compliant

\*1 The values above are maximum values when they are used in cycles of being turned on for 2 hours and off for 0.25 hours.

When the lamps are turned on and off more frequently, the lamp replacement cycle is shortened.

\*2 The usage environment affects the duration of the filter.

\*3 Still images that can be uploaded are limited to 1,024 x 768 pixel bitmap files. Also, the application reduces the number of colors to 191.

