








ZU650 WUXGA Professional Install Laser Projector



PRO|SCENE

-  6000 Lumens WUXGA Laser
-  1360° and 1Portrait Mode operation
-  5 interchangeable lenses options
-  Built-in HDBaseT via RJ45 port.
-  H/V Lens Shift and Keystone
-  Light Source Life up to 20000 Hrs
-  Motorized Zoom, Focus and Lens Shift

The Optoma ZU650 is a lamp-less projector with laser phosphor technology, eliminating the need for lamp and filter replacements, providing 20,000 hours of low-cost operation.

The ZU650 is a ProAV installation projector with low-weight, quiet operation and 5 lens options. The ZU650 is the perfect projector solution for museums, boardrooms, higher education, house of worship and smaller entertainment venues.

Equipped with a variety of inputs, including HDBaseT and HDMI, the ZU650 allows you to connect to a wide variety of HD devices to easily display your content.

Using the HDBaseT port facilitates easy installations running up to 328' with a single CAT6 cable for: Video, Audio and Control.



Lenses

BX-CAA01 BX-CAA02 BX-CAA02 BX-CTA13 BX-CTA15



TECHNOLOGY/FEATURES



Full 3D

WIDESCREEN
16:10
ENHANCED

CRESTRON
RoomView
connected



IP LINK

PLink

HDMI
HIGH DEFINITION MULTIMEDIA INTERFACE

HDBT

Professional installation Laser projector – ZU650



- | | | |
|------------------------|------------------------|------------------|
| 1. Power On/Off | 7. VGA-In (YPbPr) | 13. USB (Power) |
| 2. Menu Navigation Pad | 8. VGA-out | 14. Network |
| 3. HDBaseT | 9. DVI-D | 15. AC Power |
| 4. Wired Remote In | 10. Component Video | 16. Power Switch |
| 5. Wired Remote Out | 11. RS-232C | |
| 6. HDMI | 12. USB-mini (service) | |



OPTICAL/TECHNICAL SPECIFICATIONS

Display Technology	Single DMD, 0.67" WUXGA DMD, Type A, DC3 DLP® Technology by Texas Instruments™
Native Resolution	WUXGA (1920 x 1200)
Maximum Resolution	WUXGA (1920 x 1200)
Brightness	6000 Center 5000 ANSI Lumens
Contrast Ratio	2,000,000:1 (Extreme black enabled) 2000:1 (full on/full off) 250:1 ANSI
Color Wheel	4 Segment RYGB
Light Source Life² Up To	20,000 hrs
Projection Method	Front, rear, ceiling mount, table top
Keystone Correction	±20° Vertical and Horizontal
Lens shift	±100% Vertical ±30% Horizontal
Geometry	Pincushion/Barrel
Uniformity	85%
Aspect Ratio	16:10 (Native), 16:9, 4:3, Auto
Throw Ratio	0.75:1~5.5:1 (interchangeable lenses)
Projection Distance	2.6'~115' (0.8~35 m)
Image Size	50" ~ 300"
Projection Lens	(No standard lens supplied) 5x lenses to choose from
BX-CTA15 (Short Throw)	Throw ratio: 0.75-0.95:1
BX-CAA01 (Semi Short)	Throw ratio: 0.95-1.22:1
BX-CAA02 (Standard)	Throw ratio: 1.22-1.53:1
BX-CAA03 (Long Throw)	Throw ratio: 1.52-2.92:1
BX-CTA13 (Ultra Long)	Throw ratio: 2.90-5.50:1
Optical Zoom	1.26x~1.9x
Digital Zoom	-5% V/H ~ +40%V/H
Remote Control	IR and wired remote
Noise Level	35 Typical (570W) 33 Eco (300W)
Operating Temperature	41~104°F (5~40°C)
Power Supply	AC input 100~240V @ 50~60 Hz, auto-switching
Power Consumption	570W ± 15% Max (Bright), 300W ± 15% Max (ECO)
High Altitude	Operating temperature 5000 ft~10,000 ft at 41~86°F (5~30°C)
Light Source Technology²	Laser Phosphor

COMPATIBILITY SPECIFICATIONS

Computer Compatibility	UXGA, SXGA, XGA, SVGA, VGA, WXGA, HD, WUXGA, Mac
Video Input Compatibility	SDTV / EDTV / HDTV
User Controls	LAN, RS-232, IR individually or over HDBaseT
I/O Connection Ports	Input 1x HDMI (version 1.4) (with locking screw) 1x DVI-D (only support digital signal) 1x VGA (D-Sub 15pin) (Computer In) 1x HDBaseT 1x Component (Y/Pb/Pr) Output 1x VGA Out (Support VGA loops through to monitor) (Monitor Out) Control 1x RS232 (D-sub 9 pin) (PC Control) 1x Wired in (3.5mm phone jack) (Remote In) 1x Wired out (3.5mm phone jack) (Remote Out) 1x USB type A (for WiFi dongle purpose) 1x Mini USB (for LAN FW upgrade only) (Service) 1x IR Receiver (On the Front side and Top side) 1x RJ45 (LAN)
Wireless Compatibility	WHD200 (Source lock on), HDCast PRO - BLACK, Chromecast™, FireTV™ Stick

PHYSICAL SPECIFICATIONS

Security	Kensington® lock port, security bar
Weight	40 lb (18 kg) without lens
Dimensions (W x H x D)	19.1" x 7.7" x 20.1" (485 x 196 x 510 mm)

Warranty

3-Year Optoma Express Service

In the Box (Standard Accessories)

ZU650 projector, AC power cord, VGA cable, remote control, batteries, multilingual CD-ROM user's manual, basic user manual, and warranty card

Optional Accessories

Universal ceiling mount, Optoma screen, wireless HDMI system, Optional lenses

Accessory Part Numbers

Remote: SP.72N03GC01
 Universal ceiling mount: BM-9004U
 Wireless HDMI system: WHD200, HDCast PRO - BLACK
 Lenses: BX-CAA01, BX-CAA02, BX-CAA03, BX-CTA13, BX-CTA15

UPC 796435 41 996 7

¹ Portrait orientation must follow the recommended positions, for further information please consult with the User Manual.

²Light source life is dependent upon many factors, including brightness mode, display mode, usage, environmental conditions and more. Light source brightness can decrease over time.