

Specifications

Product Number	PLC-WTC500L	PLC-XTC50L
System	RGB liquid crystal shutter protection system	RGB liquid crystal shutter protection system
Optical System	Dichroic mirror separation / Prism synthesis system	Dichroic mirror separation / Prism synthesis system
LCD Panel	Size	0.95 inch x 3, Aspect Ratio 16:10
	Drive System	Polysilicon TFT Active Iris
	Pixel Count	1,024,000 (1280 x 800) x 3 ; Total pixels 3,072,000
	Pixel Array	Stripe
Projection Lens	Lenses sold separately	Lenses sold separately
Light Source	330 W NSHA Lamp (1 lamp + 1 lamp)	330 W NSHA Lamp (1 lamp + 1 lamp)
Screen Size (Projection Distance)	Minimum 30" - Maximum 300" (Projection distance differs by lens)	Minimum 30" - Maximum 300" (Projection distance differs by lens)
Color Reproducibility	Full color (16.77 million colors)	Full color (16.77 million colors)
Brightness*1	5,000 lumens	5,000 lumens
Uniformity	90 %	90 %
Contrast Ratio*2 (Full On/ Full Off)	3,000:1	1,100:1
Sound Output (Speakers)	3.0 W + 3.0 W Stereo Speakers (5 x 9 cm x 2)	3.0 W + 3.0 W Stereo Speakers (5 x 9 cm x 2)
Scanning Frequency	Horizontal: 15-100 KHz, Vertical: 50-100 Hz, Dot Clock: 140 MHz or less (analog)	Horizontal: 15-100 KHz, Vertical: 50-100 Hz, Dot Clock: 140 MHz or less (analog)
Resolution (resizing) (When using RGB signal)	1280 x 800 (UXGA dot resizing possible)	1024 x 768 (UXGA dot resizing possible)
Terminals	PC Input/ Output	Analog RGB input x 1; Mini D-sub 15-pin x 1, BNC 5-type x 1 Digital video input (x 1); HDMI x 1 Analog RGB output x 1; Mini D-sub 15-pin x 1 Audio input x 2; Stereo mini-jack x 2 (Computer/ Component)
	Video/ Audio Input/ Output	Video x 3; RCA input, BNC 3-type (same as PC input terminal), S-Video Audio input x 2; RCA-type x 2 Audio monitor output x 1; RCA (can be used with either computer or video)
	Controller input/output, and other	Service port; Mini DIN 9-pin x 1 (for service-use), USB Connector x 1 (B Series) Wired remote control port; Mini-jack x 1, PJ Net Organizer Connector x 1
	Operating Temperature	5 - 40 °C
Power Source	AC 100 - 120 V, AC 200 - 240 V (±10 °C), 50/ 60 Hz	AC 100 - 120 V, AC 200 - 240 V (±10 °C), 50/ 60 Hz
Power Consumption	530 W, 420 W in "Eco1" lamp mode (Standby: approx 14 W)	550 W, 440 W in "Eco1" lamp mode (Standby: approx 20 W)
Dimensions (W x H x D)	451.0 x 175.0 x 550.1 mm (17.8 x 6.9 x 21.7 inch)	451.0 x 175.0 x 550.1 mm (17.8 x 6.9 x 21.7 inch)
Weight	14.7kg (32.4lbs)	14.7kg (32.4lbs)
Main Accessories	Wireless remote control (AAA battery x 2), Removable power cord, USB cable, Computer cable, Owner's manual (Quick manual, CD-ROM), PIN code-locking seal	Wireless remote control (AAA battery x 2), Removable power cord, USB cable, Computer cable, Owner's manual (Quick manual, CD-ROM), PIN code-locking seal

Replacement Lamp type No: POA-LMP125(610 342 2626)

Major Options

Optional Lenses

Part Number	LNS-W11	LNS-W10	LNS-S11	LNS-T10	LNS-T11
Type	Wide Fixed Lens	Wide Zoom Lens	Standard Zoom Lens	Long Zoom Lens	Long Zoom Lens
Image					
Throw Distance	0.8 : 1	1.2 - 1.6 : 1	1.6 - 2.1 : 1	2.1 - 3.4 : 1	3.4 - 5.4 : 1
Focal Length	16.51 mm(0.7")	25 - 33 mm(1.0-1.3")	33 - 43 mm(1.3-1.7")	43 - 69 mm(1.7-2.7")	69.1 - 109.2 mm(2.7-4.3")
Lens Shift U/D	1 : 1	10 : 0 - 1 : 1	10 : 0 - 1 : 1	10 : 0 - 1 : 1	10 : 0 - 1 : 1
Lens Shift L/R	1 : 1	13 : 7 - 7 : 13	13 : 7 - 7 : 13	13 : 7 - 7 : 13	13 : 7 - 7 : 13
Motor Driven	No	Yes	Yes	Yes	Yes
F Value	2.3	2.3 - 2.6	1.7 - 2.1	2.0 - 2.6	2.1 - 2.52
Net Weight	1.0 kg(2.2 lbs)	0.95 kg(2.1 lbs)	0.825 kg(1.8 lbs)	1.0 kg(2.2 lbs)	1.1 kg(2.4 lbs)

WTC500L Throw distance (unit: m(feet))

Unit	LNS-W11		LNS-W10		LNS-S11		LNS-T10		LNS-T11	
	Fixed	Wide	Tele	Wide	Tele	Wide	Tele	Wide	Tele	
40°	-	1.0(3.3)	1.3(4.2)	1.3(4.3)	1.7(5.7)	1.7(5.6)	2.9(9.4)	2.9(9.6)	4.6(15.1)	
60°	0.99(3.25)	1.5(5.0)	2.0(6.6)	2.0(6.6)	2.6(8.7)	2.6(8.6)	4.3(14.2)	4.3(14.2)	6.9(22.5)	
80°	1.34(4.40)	2.1(6.8)	2.6(8.6)	2.7(8.9)	3.5(11.6)	3.5(11.6)	5.8(19.0)	5.7(18.8)	9.1(29.9)	
100°	1.69(5.55)	2.6(8.5)	3.3(10.8)	3.4(11.2)	4.5(14.6)	4.4(14.6)	7.3(23.9)	7.1(23.4)	11.4(37.3)	
150°	2.57(8.43)	3.9(12.8)	5.0(16.3)	5.2(17.0)	6.7(22.1)	6.7(22.0)	10.9(35.9)	10.6(34.9)	17.0(55.8)	
200°	-	5.2(17.2)	6.6(21.8)	6.9(22.8)	9.0(29.5)	9.0(29.5)	14.6(48.0)	14.2(46.4)	22.6(74.3)	
250°	-	6.6(21.5)	8.3(27.3)	8.7(28.5)	11.3(36.9)	11.2(36.9)	18.3(60.1)	17.7(58.0)	28.3(92.7)	
300°	-	7.9(25.9)	10.0(32.8)	10.4(34.3)	13.5(44.4)	13.5(44.3)	22.0(72.1)	21.2(69.5)	33.9(111.2)	

XTC50L Throw distance (unit: m(feet))

Unit	LNS-W11		LNS-W10		LNS-S11		LNS-T10		LNS-T11	
	Fixed	Wide	Tele	Wide	Tele	Wide	Tele	Wide	Tele	
40°	-	1.0(3.3)	1.3(4.3)	1.3(4.3)	1.7(5.6)	1.7(5.6)	2.8(9.2)	2.6(8.5)	4.3(14.1)	
60°	0.96(3.15)	1.5(4.9)	1.9(6.2)	2.0(6.6)	2.5(8.2)	2.5(8.2)	4.2(13.8)	4.0(13.1)	6.4(21.0)	
80°	1.29(4.23)	2.0(6.6)	2.6(8.5)	2.6(8.5)	3.4(11.2)	3.4(11.2)	5.6(18.4)	5.3(17.4)	8.6(28.2)	
100°	1.63(5.35)	2.5(8.2)	3.3(10.8)	3.3(10.8)	4.3(14.1)	4.3(14.1)	7.0(23.0)	6.7(22.0)	10.8(35.4)	
150°	2.48(8.14)	3.8(12.5)	4.9(16.1)	5.0(16.4)	6.5(21.3)	6.5(21.3)	10.6(34.8)	10.1(33.1)	16.3(53.5)	
200°	-	5.1(16.7)	6.6(21.7)	6.7(22.0)	8.7(28.5)	8.7(28.5)	13.1(43.0)	13.5(44.3)	21.7(71.2)	
250°	-	6.3(20.0)	7.6(24.9)	8.4(27.6)	10.0(32.8)	10.9(35.8)	13.1(43.0)	16.9(55.4)	27.2(107.0)	
300°	-	-	-	-	10.0(32.8)	13.1(43.0)	20.3(66.6)	32.6(107.0)		

*1 Brightness when using the LNS-S11 lens *2 Measurement, measuring conditions, and method of notation all comply with ISO 21118 international standards.
*Specifications as of May 29, 2009, subject to change.

Terminals

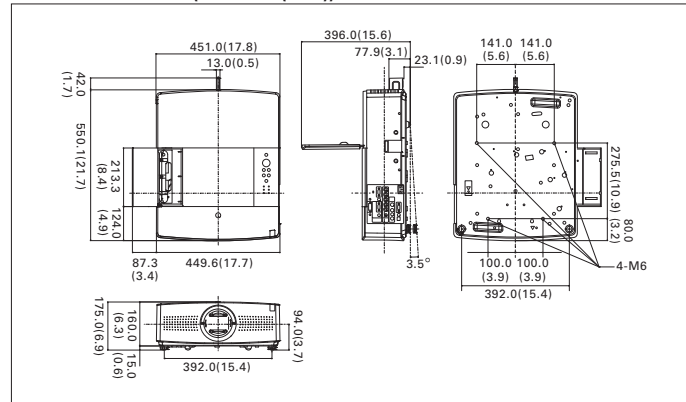
PLC-WTC500L



PLC-XTC50L



External dimensions (unit: mm (inch))



Caution: Please consult the instruction manual to ensure safe and proper operation of the product.



SANYO Presentation Technologies

Toll free: 888-337-1215 www.sanyoprojectors.com

© 2009 SANYO North America Corporation.

Think GAIA
For Life and the Earth



WXGA / XGA Multimedia Projector

PLC-WTC500L
PLC-XTC50L



The Lamp Selection
System Brings
High Reliability



Easier maintenance and highly functional projector, It automatically switches lamps.

High Image Quality

PLC-WTC500L

Durable Inorganic Optical System (D.I.O.S.)
16:10 wide-screen aspect ratio LCD panels

Durable Inorganic Optical System provides a more durable projector to handle many extended hour applications and high-quality, high-contrast (3000:1) image presentations.



PLC-XTC50L

High reliable optical compensator
4:3 aspect ratio LCD panels

An optical compensator that has excellent light and heat resistance is used to achieve a long service life for the optical block and dramatically increase reliability.



High Reliability

Industry's first*¹ lamp selection system: No lamp maintenance necessary for approximately 6,000 hours*²

The foundation of 2-lamp model projector has developed with the "high precision optical axis adjustment technology". The technology was further evolved to enable the mirror to automatically select the lamp using a control motor. Lamp selection system makes approximately 6,000 hours*² of projection possible, or twice as long as conventional one-lamp models. When the first lamp is worn-out before the expected time, the lamp selection mirror automatically rotates and the second lamp starts the projection. This will avoid the interruption of the presentation due to the unexpected lamp failure.*³

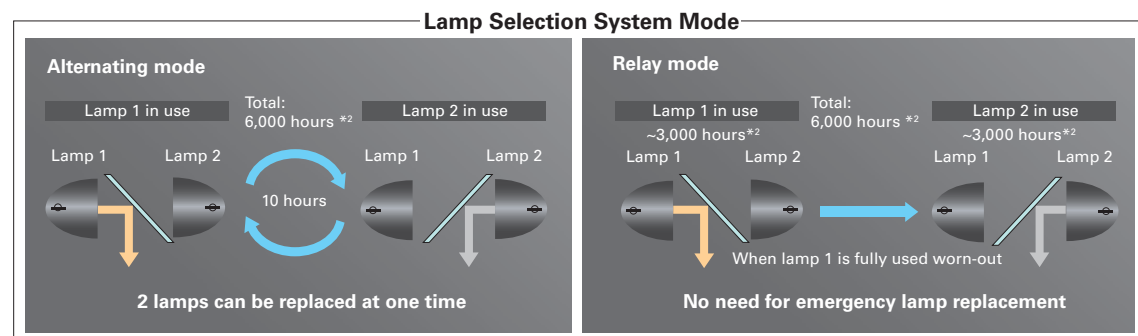


Alternating mode

If the lamp is used for more than 10 hours at one time, then the lamp is automatically switched upon powering up the next time.

Relay mode

"Relay Mode" uses one lamp to recommended lamp replacement time, then switches lamps.



Auto Lamp Selection System for 24/7 Continuous Operation

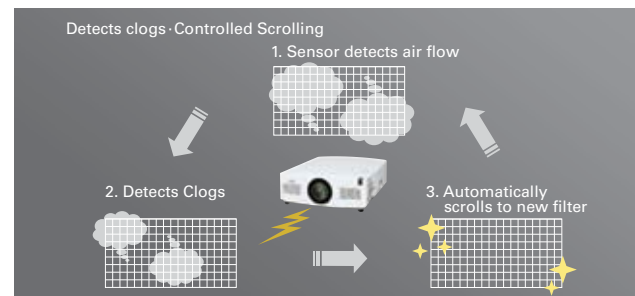
This optional lamp extension method utilizes SANYO's PJ Net Organizer (not included). You can schedule the rotation of the lamps. Once the timer schedule has been set, the PJ Net will automatically rotate the lamps. In order to use the projector for 24/7 continuous operation, the timer must be set to switch lamps every 24 hours. 24/7 continuous operation is useful for signage, advertising and information boards.

Easy Maintenance

Active Maintenance Filter (AMF)

Actual use time: Long life at 13,000 hours*²
(Cartridge cycle: approx. 2 years*⁴)

The filter sensor detects the intake airflow volume, and scrolls a clean filter surface when the filter becomes soiled.



One-Way Cooling Mechanism (Intake x1, Exhaust x1)

Intake and exhaust ports have been eliminated from various places on the projector (such as the bottom surface) and concentrated into one intake and one exhaust, to solve dust-related problems (and improve cooling performance).



Easier Lamp Replacement

Lamp replacement has been simplified to make maintenance easier.

Easy removal and replacement of the lamp from the Top.

*1 For projectors, as of May 27, 2009 *2 When in ECO1 mode *3 When changing other lamp, the image is interrupted several tens of seconds. *4 Calculation based on 14 hrs/day projector use Based on JIS D-0207 accelerated testing environment conditions) * Replacement time listed here is an educated estimate

Accommodates all installation needs and has advanced networking capabilities.

Versatile Installation

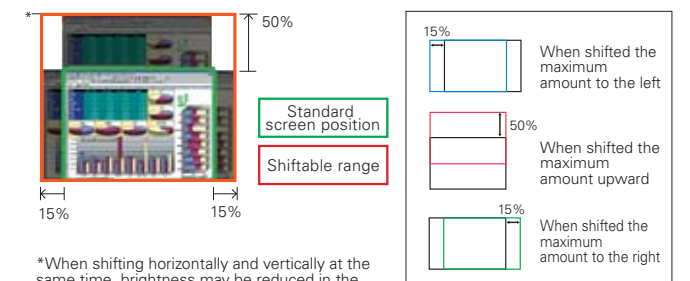
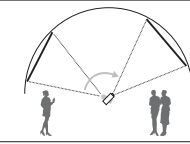
Power Vertical / Horizontal Lens Shift

Featuring both vertical and horizontal lens shift (vertical: 0 to 50 %, horizontal: ±15 % (maximum)), the PLC-WTC500L/XTC50L enable intuitive operation for easy on-site setup.



Vertical Installation


The PLC-WTC500L/XTC50L can also be installed to project images upward or downward.



*When shifting horizontally and vertically at the same time, brightness may be reduced in the corners of the screen.

Interchangeable Lenses (Option)


The existing XT-series lenses can be used just as they are. Lens removal and attachment are also very easy. *Lenses are sold as options.



Network Control


PJ-Net Organizer (option)

To use the PJ-Net technology, simply attach the PJ-Net Organizer to the projector.



PJ Master (option)

The PJ Master software allows centralized control of PJ-Net Organizer-mounted projectors over a network. Install PJ Master on your PC or server.

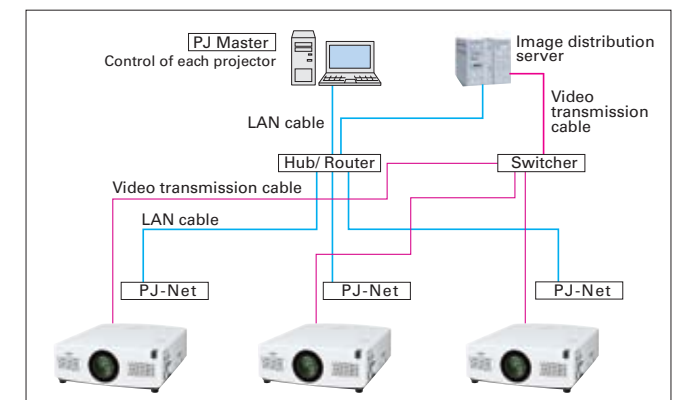


PJ-Net Organizer Usage Example

Projectors connected by the PJ-Net Organizer let you access the following advanced centralized control functions.

*Monitoring the internal temperature of the projector *Notification of lamp-related information (e.g. malfunction, operating hours, etc.) *Comprehensive management of network-connected projectors *Database applications for all acquired data

- Network Capture Function
- Web-based Management
- Network Viewer Function
- E-mail Alert Function Sends Messages



Useful Features

Mechanical shutter

There's also a Mechanical Shutter System which is popular for a variety of elite professional uses. The amazing PLC-WTC500L/XTC50L fill the needs of a host of demanding business venues including meetings, entertainment and promotional applications. It's a super nova in a star-studded selection of SANYO Portable projectors.



(ex) closing of a presentation

Silence Design (31dB, in ECO1 mode)

The operating noise is hardly noticeable even in quiet settings like conference or AV rooms.

Built-in Test Pattern

Makes on-site setup easier by serving as a guide for setting adjustments. (Includes a total of 8 built-in patterns).



WXGA/XGA Multimedia Projector
PLC-WTC500L/PLC-XTC50L
Brightness of 5,000 lumens