



VPL-FX30 & VPL-FX35 Reliable Installation Projector

XGA/4,200 Lumens(VPL-FX30) XGA/5,000 Lumens(VPL-FX35)
Bright ideas for classrooms, conference rooms and auditoriums.

The VPL-FX30 and VPL-FX35 projectors are bright ideas for executive conference rooms, training centers and larger classrooms and auditoriums, providing superb image quality, easy maintenance and worry-free operation. Compatibility with current interchangeable lenses enables a wide range of options - from long distance projection in large auditoriums to short distance rear projection applications. ECO-friendly longer lamp life means less energy consumption, less cost and less time spent up on a ladder making replacements.

Installation Flexibility — With the VPL-FX30's wide zoom standard lens, it's possible to keep the same mount position when upgrading from an older model. A centered lens makes it easy to calculate symmetric installation, and a Wider Lens Shift Range minimizes picture degradation and distance recalculating caused by using keystone correction.

Superior Image Quality and Rich Color Reproduction — An outstanding Color Light Output of 5000 Lm and a high contrast ratio at 2000:1 (4200 Lm for FX30). 12bit 3D Digital Gamma Correction reproduces gradation in greater detail. High Resolution via All Range Crisp Focus Lens with HD compatibility delivers crisp images.

Quiet and Unobtrusive — Outfitted with a white, flat cabinet and a connector panel located on the lower face front that hides the connectors and cables - the VPL-FX30 series gives audiences the impression that the projector is blended into the ceiling when mounted. Plus it produces minimal fan noise, so the overall effect is unobtrusive.

Eco-friendly Features — Replace lamps less frequently with a long expected lamp replacement time of 4000/5000H (3000/4000H for FX35)! Sony's optical engine, BrightEra™ feature with Longer Lasting Optics provides improved optical efficiency: more light is projected onto the screen at less lamp power, requiring smaller lamps, which are less expensive, use less electricity and produce less heat.

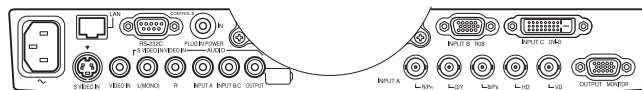
Convenience Features — Include Closed Captioning, Digital Zoom, Picture Muting, Direct Power On/Off, Network Control and Monitoring.



VPL-FX30 & VPL-FX35 Specifications

Model Number		VPL-FX30	VPL-FX35
Optical			
Color Light Output / Light Output		4200 lumens (high) 3000 lumens (Standard)	5000 lumens (high) 4000 lumens (Standard)
LCD Panels		0.79" x3 TFT BrightEra LCD Panel	
Resolution		XGA (1024 x 768 Pixels)	
Video Resolution		750 TV Lines	
Contrast Ratio*		2000:1 (Full white/full black)	
Lamp		230W UHP Lamp	275W UHP Lamp
Lamp replacement time**		4000H (High) / 5000H (Standard)	3000H (High) / 4000H (Standard)
Lens	Zoom/Focus	Manual 1.6x Zoom / Manual Focus	
	Lens Shift	Manual, Vertical : +51%/-0%, Horizontal : +/- 33%	
Throw Ratio		1.42 to 2.27 : 1	
Screen Size †		40" to 600"	
Interface			
Computer and Video Signal Input/Output	INPUT A	5BNC (RGB / Y Pb Pr)	
	INPUT B	Mini D-sub 15-pin (RGB)	
	INPUT C	DVI-D (HDCP Supported)	
	S VIDEO IN	Mini DIN-4pin (Y/C)	
	VIDEO IN	Pin Jack (Composite)	
	AUDIO IN	Stereo Mini Jack (INPUT A)	
		Stereo Mini Jack (shared between INPUT B and C)	
		Pin Jack x2 (shared between VIDEO and S VIDEO IN)	
	MONITOR OUT	Mini D-sub 15-pin (from with INPUT A and B)	
AUDIO OUT	Stereo mini jack (variable out)††		
Control Signal Input/Output	RS-232C	D-sub 9 pin	
	LAN	RJ45, 10BASE-T/100BASE-TX	
	Control S Input	Stereo mini jack (plug in power DC5V)	
General			
Scanning Frequency		fH: 14 to 93kHz, fV: 47 to 93Hz	
Acceptable Computer Signals		Maximum display resolution : 1920 x 1200 dots (resizing display)	
Acceptable Video Signals		NTSC, PAL, SECAM, 480/60i, 576/50i, 480/60p, 576/50p, 720/60p, 720/50p, 1080/60i, 1080/50i, 1080/60p, 1080/50p	
Color System		NTSC3.58, PAL, SECAM, NTSC4.43, PAL-M, PAL-N, PAL60	
Keystone Correction		Vertical : Max +/- 30 degrees††	
Speaker		None (Audio IN/OUT for audio switcher usage)	
UPC Code		49 05524 62853 1	49 05524 62854 8
Power Requirements		AC 100V to 240V, 3.3A to 1.3A, 50Hz/60Hz	
Power Consumption		330W	380W
Power Consumption (Standby)		11W (Standard mode) / 0.15W (Low mode)	
Dimensions (W x H x D)		15 11/32 x 5 13/16 x 18 25/32"	
Weight		17 lbs. 7 oz.	17 lbs. 10 oz.
Accessory			
Replacement Lamp		LMP-F230	LMP-F272
Replacement Filter (Filters are cleanable)		4-172-386-01 (Top) / 4-172-387-01 (Bottom)	
Replacement Remote		1-489-092-11 (RM-PJ19)	

Front Panel



Optional Lens Specifications

	VPLL-Z1024	VPLL-Z1032
Throw Ratio	2.38 to 3.26	3.24 to 4.95
F Stop	2.0 to 2.3	2.0 to 2.4
Lens Shift	Vertical : +51%/-0% Horizontal : +/- 33%	
Weight	2 lbs. 7oz.	
Lens Adaptor	PK-F30LA1	

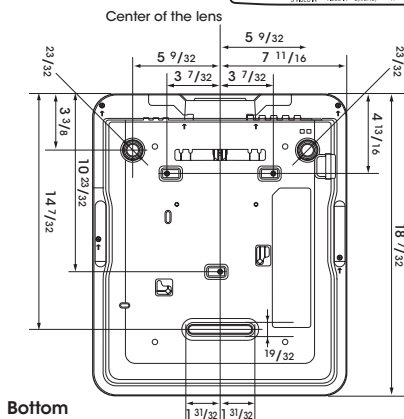
* The value is average.

** The figures are expected maintenance time and not guaranteed. They will depend on the environment or how the projector is used.

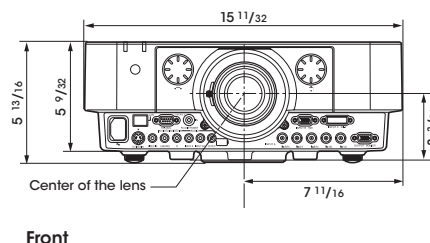
† Viewable area measured diagonally

†† Depends on resolution

Visit sony.com/projectors for throw distance simulator



Dimensions



Bottom

Front