

## Professional CD Player DN-C635



The durable DN-C635 CD player offers all the functionality of a high-end, installation-grade professional unit at a very affordable price. Professional inputs and outputs, MP3 compatibility, CD TEXT, and many other valuable features give users the audio quality and flexibility they need for virtually any application. A friendly user interface combined with RS-232, contact closure, and infrared remote control capabilities provide exceptional control and ease of use.



Features RS-232

### Key Features

#### Shock-Proof Memory (Approximately 10 Seconds)

#### Instant Start

When the PLAY button is pressed, audio starts instantly.

#### Auto Cue

After a track is selected, it is automatically cued to the point where audio starts rather than where the track starts. The level at which sound is first detected can be set between -36 and -48 dB (3 steps).

#### Play Mode and Finish Mode

##### 1) Play mode

- Continuous: Play a whole disc.
- Single: Play a track.

##### 2) Finish mode (Stop, Next, Recue)

This function is available when single or continuous playback is selected.

- Stop: Stop after a track or disc is finished playing.
- Next: Standby at the beginning of the next track after finishing the current track being played.
- Recue: After finishing the current track being played, standby at the point where you started playback.

#### CD-R/RW Playback Compatibility

#### MP3 Playback

- Folder/Title search
- $\pm 12$  Percent playback speed controllable on MP3
- Folder repeat playback

#### CD TEXT

#### Rotary Track Select Knob (Easy Track Selection)

Tracks can be selected quickly by turning the knob left or right. Pushing the knob in while turning will increment tracks by ten, making access to high number tracks fast and simple.

#### Adjustable XLR Active Balanced Stereo Output

#### Playback Speed Control

- The long stroke sliding fader adjusts the play speed of CDs or MP3 discs by  $\pm 12.0$  percent in increments of 0.1 percent. This pitch control can be turned off for normal playback by pressing the pitch button.
- Pitch lock function: When pressing the pitch button again while pitch control mode is on and the pitch display is lit, you cannot change playback speed even if you move the sliding fader.
- Apart from pitch control on the front panel, playback speed can also be adjusted using a preset function that allows the speed to be increased by up to  $\pm 3.0$  percent in increments of 0.2 percent. When this preset function is engaged, pitch control on the front panel is disabled.

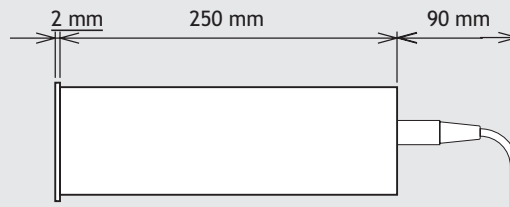
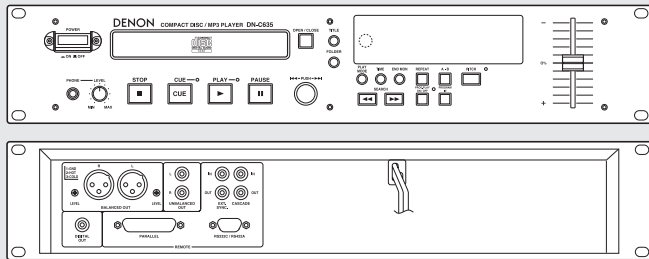
#### Program Play (Maximum 99 Tracks)

- Three different programs can be stored in nonvolatile memory.
- The unit incorporates a memory function that boots the unit up automatically in the program mode when a programmed disc is inserted.

#### End Monitor

When this button is pressed while in standby mode, the end of the selected track is reviewed. The review duration can be preset between 5 and 35 seconds. While in continuous mode, the unit plays the final portion of the last track on the disc.

# DN-C635



## End of Message (EOM)

At the end of a track, the FL display flashes, providing a visual warning to the operator that the track will end shortly. The point at which the EOM warning begins can be preset within a range of 0 to 60 seconds, seven steps.

## Power-On Playback

When the unit is powered up:

- 1) Play the entire disc from the first track of the disc
- 2) Play the program sequence from the beginning

## Next-Track Reserve

Turning the track select knob during playback reserves the next track to be played back. After the current track has finished playing back, the unit continues by playing back the reserved track.

## Search Accuracy (One Frame = 1/75 Second—CD Only)

### RS-232 Serial Port (AMX/CRESTRON compatible)

### Parallel (D-Sub 25-Pin)

When connected to an external controller, the DN-C635 allows users to use play, pause, and conduct other simple functions easily by contact closure control.

### Fader Start

The parallel remote (D-sub 25-pin) connector allows fader start operation from a mixing console. You can select fader start mode as follows:

Start Only - Player starts when fader switch is turned on.

Start, Pause - Player starts when fader switch is turned on; player pauses when fader switch is turned off.

### Sleep Function

This function increases drive life by shutting down the servo systems of the transport if a button is not pressed within the time specified. The sleep time can be specified in the preset menu or defeated.

### Function Preset

Three different function presets can be stored into a non-volatile memory via buttons operated on the front panel ("\*" indicates the default setting).

## Preset Menu Selections

- Preset Type: 1\*/2/3
- Finish Mode: Stop/Next\*/Recue
- Power On Mode: Standby\*/Play/Stop
- Auto Cue Level: Off/-36/-42/-48\* dB
- Sleep Mode: Off/1/2/5/10/15/30\*
- Program 1: Off\*/On
- Program 2: Off\*/On
- Program 3: Off\*/On
- End Monitor: Off/5/10\*/15/20/25/30/35 sec.
- EOM: Off/0/5/10\*/15/20/30/60 sec.
- Next Stdb: Off\*/On
- Next Track Reserve: Off\*/On
- Playback Speed: Normal\*/-3.0 ~+3.0, 0.2% step/0 Fix
- Delay Start: Off\*/100/200/300 msec.
- Panel Lock: Off\*/On
- Play Lock: Off\*/On
- Eject Lock: Off\*/On
- Time Mode: Elapsed/Remaining\*
- Frame Display: On\*/Off
- Text Display: Off\*/On
- Parallel Inhibit: Enable\*/Inhibit
- Standby Tally Inhibit: Enable\*/Inhibit
- Tally Selection: Index2\*/Index3
- Fader Start Mode: Pause\*/Play
- Serial Remote: Off/RS232C\*/RS422A
- Play Mode: Single\*/Continuous
- Cascade: OFF\*/ON
- IR Code: DENON\*/RC5
- IR Remote: OFF\*/ON
- Output: Stereo\*/Mono
- Play List: OFF\*/ON
- Preset Clr: Initialized

# DN-C635

## Expanded Connection In/Out

### 1. Cascade Function (Figure 1)

The ports (CASCADE IN/OUT) of multiple DN-C635 units can be linked by cables to enable continuous relay playback among the units.

### 2. Synchronized Recording (Figure 2)

The port (EXT. SYNC OUT) of the DN-C635 unit can be linked to other Denon recorders (DN-780R and other models) by cables to enable simultaneous recording. (Up to 20 units can be connected for continuous recording of the source.)

## Eight Times Oversampling Digital Filter

## Display of Playback Locations

A bar graph display indicates playback points on the track being played. Elapsed time and remaining time displays are switched using the TIME button.

## Mono Playback

When "MONO" is on in the preset menu, tracks recorded in stereo are output as a mix of L and R channels.

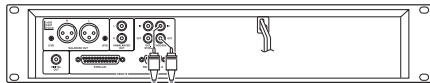
## Next Track Standby

Pressing the STDBY/CUE button during play stops playback and makes the unit enter a standby at the beginning of the next track. This comes in handy in combination with the program function when determining tracks (numbers) to be played back.

## Other Features

- Digital output (coaxial)
- Headphone jack with volume control
- FL display
- 20-track music calendar for CD playback

Figure 1 Unit 1 DN-C635



Unit 2 DN-C635

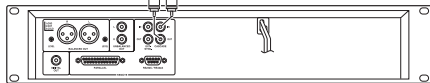
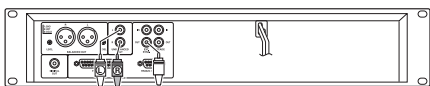
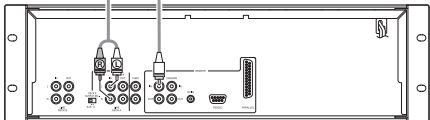


Figure 2 DN-C635



DN-780R



## Specifications

Type	Single-mechanism compact disc player
Audio Channels	2 channel stereo
Quantization	16-bit linear
Sampling Frequency	44.1 kHz at normal pitch
Frequency Response	5 to 20,000 Hz
Total Harmonic Distortion	0.004% (at "CD Pitch = 0Fix" mode of the preset function)
Signal-to-Noise Ratio	104 dB (at "CD Pitch = 0Fix" mode of the preset function)
Dynamic Range	100 dB (at "CD Pitch = 0Fix" mode of the preset function)
Channel Separation	90 dB (at "CD Pitch = 0Fix" mode of the preset function)
Oversampling	8 times
Line Output (Unbalanced)	RCA jack
Output Level	2.0 V at 0 dB recorded disc at 1 kHz
Load Impedance	10 kohms or more
Line Output (Balanced)	3-pin XLR (active balanced) (pin 2 hot)
Output Level	+18 dBu at 0 dB disc
Output Adjust Range	+22 dBu to -20 dBu
Load Impedance	600 ohms
Digital Output (RCA Jack)	SPDIF or IEC-958 type II
Headphone Output	Stereo
Output Level	7 mW
Load Impedance	33 ohms
Variable Speed Control	±12% max.
Frame Search Accuracy	1/75 second (CD-DA)

## General

Control	9PIN D-sub (serial port) IR Remote Control Sensor 25PIN D-sub (parallel)
Power Source	120V AC±10%, 60Hz
Power Consumption	15 W
Installation	19-inch rack mountable (2U)
Dimensions (Excluding Height of Keys, Connectors)	482 (W) x 88 (H) x 252 (D) mm
Weight	4.7 kg

For improvement purposes, specifications and design are subject to change without notice.



MP3

AMX



D&M Professional  
1100 Maplewood Drive Itasca, Illinois 60143  
Tel: 630.741.0330 Fax: 630.741.0652  
www.d-mpro.com

© 2004 D&M Professional. All rights reserved.

DENON  
PROFESSIONAL

marantz  
PROFESSIONAL

1 2 3 4 5 6 7 8 9

min

max

LEVEL