

WUXGA Professional Installation Laser Projector

ZU506-W



Bright, compact and virtually maintenance-free



- Bright 5,000 ANSI lumens and WUXGA resolution
- 4K UHD HDR input with HDMI 2.0 (HDCP 2.2)
- Light source life up to 30,000 hrs
- Vertical lens shift with four corner correction
- LAN and RS232 control with Crestron, Extron, AMX and Telnet compatibility
- 360° and portrait mode operation
- Stereo speakers with 10W per channel

PRO|SCENE



Project beautiful WUXGA visuals that engage audiences with the 5,000 lumen Optoma ProScene ZU506. A laser light source eliminates lamp and filter replacements for up to 30,000 hours of low-cost and virtually maintenance-free operation.

The compact size, low weight and quiet operation make it perfect for boardrooms, higher education, houses of worship and entertainment venues. Vertical lens shift, four corner correction, 360° and portrait mode operation enable flexible installations.

HDMI and VGA inputs provide connectivity to high-quality 4K HDR digital video or legacy analog video sources while LAN and RS-232 enable control via Crestron, Extron, AMX or Telnet. Stereo speakers with 10W per channel provide rich audio for all-in-one applications.

CONNECTIVITY (May require optional accessories)



Computers



Smart Phones



Tablets




3D Blu-ray/DVD Players



Camcorders



Apple TV®



Chromecast™

WUXGA Professional Installation Laser Projector - ZU506-W

OPTICAL/TECHNICAL SPECIFICATIONS

Display Technology	Texas Instruments™ 0.67" WUXGA DMD
Color Wheel	4 segment RGBY
Native Resolution	WUXGA
Maximum Resolution	4K UHD (3840 x 2160 @ 60Hz)
Brightness	5,000 ANSI lumens
Contrast Ratio	300,000:1 (Extreme Black enabled) 1,800:1 full on/full off
Displayable Colors	1.07 billion
Lamp Life and Type*	Up to 30,000 hrs
Light Source Type*	Laser phosphor
Projection Method	360, front, rear, ceiling mount, table top
Keystone Correction	±30° horizontal and vertical
Geometry	Four corner adjustment
Lens Shift	8% vertical
Uniformity	80%
Offset	99%-107% ±5%
Aspect Ratio	16:10 (native), 16:9, 4:3 (compatible)
Throw Ratio	1.40-2.24:1
Projection Distance	3.28'- 32.8
Image Size	20.8" – 331.6"
Projection Lens	F=2.5-3.26 f=20.91-32.62
Optical Zoom	1.6x
Digital Zoom	0.8 - 2.0x
Audio	2 x 10W (stereo)
Noise Level	36db (Normal) / 30db (Eco)
Remote Control	Full size remote with laser pointer
360 degree and Portrait mode operation	Yes
Operating Temperature	41–104°F (5–40°C), 85% max humidity
Power Supply	AC input 100–240V, 50–60Hz, auto-switching
Power Consumption	353W ±15% (Full), 321W±15% (Eco)
High Altitude	Operating temperature at sea level up to 10,000 feet = 104° F (max); Must manually switch to high altitude mode from 5,000 feet and above (using OSD menu) to maintain optimal functionality.

COMPATIBILITY SPECIFICATIONS

Computer Compatibility	VGA, SVGA, HDTV(720P), WXGA, WXGA+, SXGA, SXGA+, UXGA, HDTV(1080p), WUXGA
Video Input Compatibility	PAL, SECAM, 576i/p, NTSC, 480i/p, HDTV 720p/1080i/1080p 4K UHD 2160p (24/50/60 Hz)
3D Compatibility†	Supports all HDMI 1.4a mandatory 3D formats (Frame pack, side-by-side, top-bottom) and up converts frame rate from 60Hz to 120Hz or 24Hz to 144Hz (i.e. 60 or 72 frames per eye). 3D glasses are needed and sold separately. Refer to user manual for details.
Vertical Scan Rate	24 ~ 85 Hz
Horizontal Scan Rate	15.375 ~ 91.146 KHz
User Controls	Graphic user interface and on-screen menu in 27 languages
I/O Connection Ports	2x HDMI 1.4 (HDMI 2 MHL), 1x composite, 2x VGA, 1x S-video, 1x audio in, 1x mic/audio in, 1x USB-A (power), 1x VGA out (VGA 1 only), 2x audio out, 1x 12v trigger
Control	1x RJ-45, 1x RS-232C, 1x wired remote
Loop Through (Audio)	Yes


PHYSICAL SPECIFICATIONS

Security	Kensington® lock port, password (OSD)
Weight	12.12 lbs
Dimensions (W x H x D)	14.7" x 4.6" x 11.9"

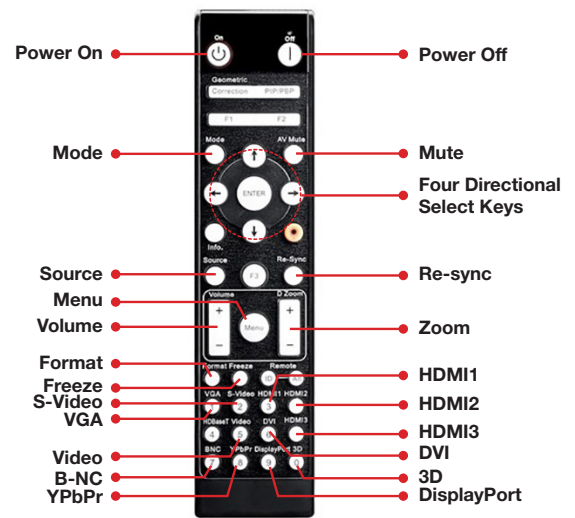
Light source life is dependent on brightness mode, display mode, usage, environmental conditions and more. Light source brightness can decrease over time.

Watching 3D projection while wearing 3D glasses for an extended period of time may cause headaches or fatigue. If you experience a headache, fatigue or dizziness, stop viewing the 3D projection and rest.

Portrait orientation must follow the recommended positions. Please consult the user manual for further information.



- | | | |
|------------------|--------------------|----------------|
| 1. HDMI 2 | 6. Audio-In/Mic-In | 11. Audio-In 2 |
| 2. HDMI 1/MHL | 7. 12V-Out | 12. Audio-Out |
| 3. USB Power-Out | 8. RJ-45 | 13. AC Power |
| 4. Service | 9. RS232 | 14. Lock |
| 5. VGA-In | 10. VGA-Out | |



Warranty

3-year or 20,000 hour light source warranty (whichever comes first), 3-year Optoma Express advance exchange warranty on the projector.

What's in the Box

ZU506-W, AC power cable, lens cap, remote control, batteries, quick start guide, CD user manual, carrying case

Optional Accessories

Remote, mount, HDCast Pro, 3D glasses,

Accessory Part Numbers

Universal ceiling mount: BM-5001U
 DLP@Link™ 3D glasses: ZD302
 Remote: BR-3075W
 Wireless: HDCast PRO - BLACK

UPC 796435 44 347 4

Optoma.com



Copyright © 2019 Optoma Technology, Inc. DLP® and the DLP logo are registered trademarks of Texas Instruments™. All other trademarks are the property of their respective owners. All specifications subject to change at any time. 08072019