



PixiePlus™ Control System for Epson Projectors

PROJECTOR AND AV CONTROL



Projector control made easy.

With the PixiePlus control system for Epson, you can easily control Epson projectors and associated A/V devices using either RS-232 or IR programming codes. The PixiePlus control system also allows you to consolidate your projector and source controls in one wall unit, so you don't ever have to worry about lost remotes again. And, it is incredibly easy to install. Its sleek backlit panel fits in any wall box. It also comes with the standard RS-232 control codes for Epson projectors pre-installed. Best of all, it's safe and secure with its convenient security code feature.

Convenient compatibility — controls Epson projectors and A/V devices using either RS-232 or IR commands

Easy installation — installs in any standard wall box; has RS-232 codes for Epson projectors pre-installed

PC-free programming — use the IR remote control for your A/V device(s) to quickly program the control system

Automatic projector shutdown timer — saves both money and energy

Secure in any setting — create your own security code to prevent unauthorized access



PixiePlus™ Control System for Epson Projectors

Projector and AV Control

Product Name	Product Code	UPC
PixiePlus	ELPSP10	0 10343 88080 1

Accessories	Product Code	UPC
PXE-PGM-Tool (programming wand)	ELPSP12	0 10343 88082 5

Specifications

Package Type

Single-gang Decora™ mounting

Dimensions (W x D x H)

1.75" x .90" x 4.13"

Weight (with bezel and 3 insert modules)

2.5 oz

Power Supply

6 VDC, 300 mA

Output Type

IR emitter and unidirectional RS-232

Outboard Current-Limiting Resistor (IR emitter)

150 ohm

Recommended Wire

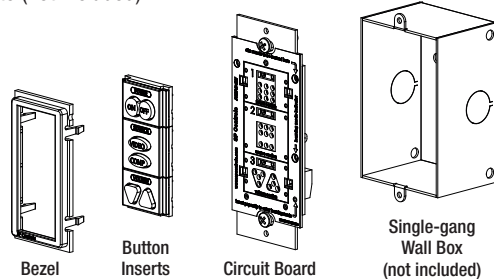
18- to 22-gauge 3-conductor copper wire



PXE-PGM-Tool
Programming wand

Easy To Install

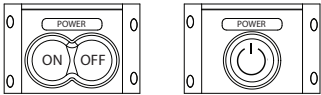
The single-gang PixiePlus fits in a standard wall box with a Decora™ wallplate (not included).



Button Options

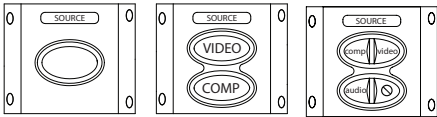
Power

If the device you are controlling has discrete power buttons, use the ON/OFF combination; otherwise, use the toggling power



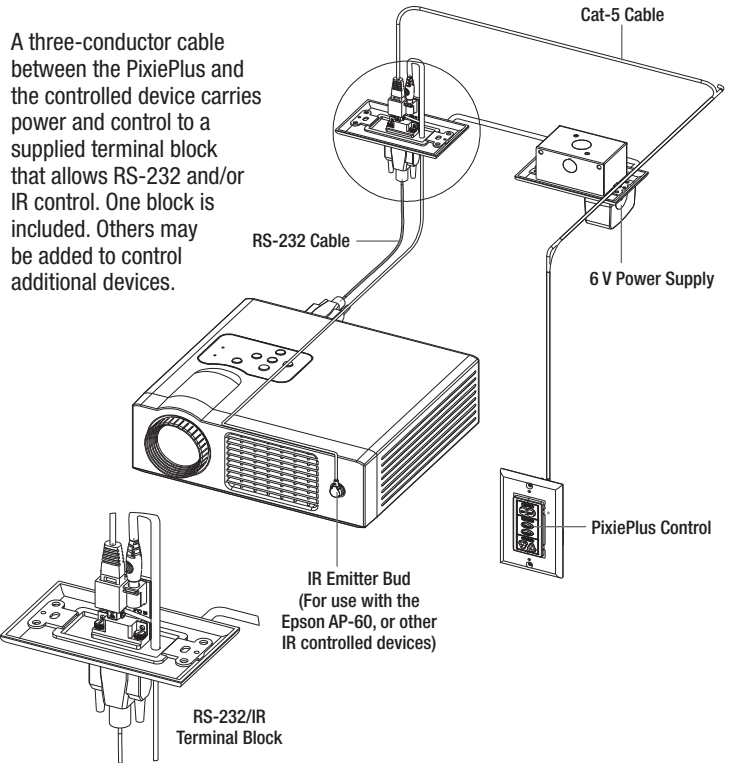
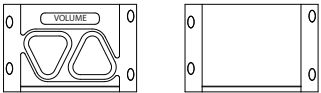
Source

Depending on the configuration of the source inputs of your display, you can choose among these included source selection options



Volume

Some displays have volume, while others do not



Better Products for a Better Future™
eco.epson.com

Epson America, Inc.
3840 Kilroy Airport Way, Long Beach, CA 90806

Epson Canada, Ltd.
3771 Victoria Park Avenue, Toronto, Ontario M1W 3Z5

www.epson.com
www.epson.ca