



SHARP / NEC

NEC M Series

Laser projectors ideal for the classroom



Enjoy low total cost of ownership with lamp-free and filter-free DLP laser performance.

M Series laser projectors provide the essential features you need to simply and reliably connect with your audience.



LONG LASER LIFE
20,000 normal / 30,000 eco

Essential Features for Educational Facilities

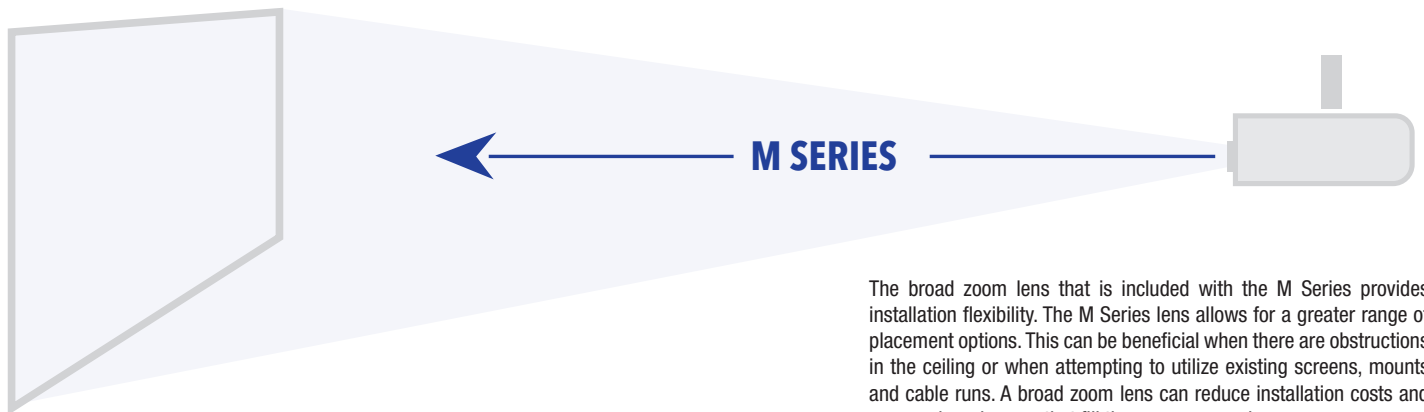
- Featuring WXGA and 1080p native resolutions and brightness up to 4300 lumens for easy-to-see images anywhere in the classroom
- Direct power on and quick power off help maximize presentation time
- Built-in 10-watt speaker provides volume needed for typical classrooms
- Plug-and-Play intuitive setup and operation
- Sufficient connections for multiple sources with dual HDMI inputs, computer and video
- Vertical lens shift and keystone correction ensures a square image even when the projector is set up at an imperfect angle to the screen

Low Maintenance Environmental Design

- Exceptional laser life with ECO Mode™ technology increases operation up to 30,000 hours, while lowering power consumption
- Power management enables projector to automatically turn off when an incoming signal is not detected from any of the inputs
- Auto Power On when a signal is detected from a computer
- Quick start (3 to 4 seconds) lets you begin presenting in seconds
- Low power consumption (0.5W in stand-by mode) minimizes energy costs



Flexible Installation

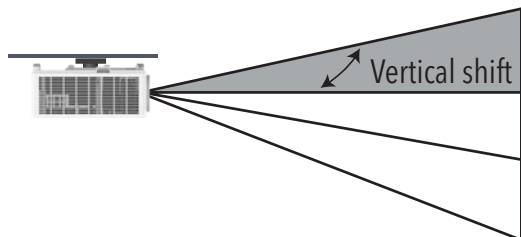


The broad zoom lens that is included with the M Series provides installation flexibility. The M Series lens allows for a greater range of placement options. This can be beneficial when there are obstructions in the ceiling or when attempting to utilize existing screens, mounts and cable runs. A broad zoom lens can reduce installation costs and ensure sharp images that fill the screen properly.

Advanced Installation Features

Lens Shift

Lens shift provides greater flexibility when determining install location



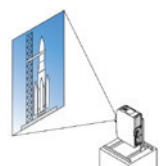
Tilt-free

The projector can be rotated freely (360°) to orient the image depending on the installation requirements



Portrait mode

Allows the projector to be rotated (and screen if necessary) to a vertical alignment so that portrait content can be viewed without black bars on the side when landscape mode is used.



		NP-M430WL	NP-M380HL
Display Technology		0.65" DLP	
Light Output (lumens)	ECO mode OFF	4300	3800
	ECO mode	Approximately 85%	
Resolution	Native	WXGA 1280 x 800	1080p 1920 x 1080
	Maximum	HDMI1 (3840x2160@60Hz), HDMI2 (3840x2160@30Hz), Analog (1920x1080@60Hz)	
Contrast Ratio (up to)		2,000:1	1,800:1
Light Source (laser)	ECO mode OFF	74W	
	ECO mode	63W	
Light Source Life (50%)*	ECO mode OFF	20,000 hours	
	ECO mode	30,000 hours	
Screen Size (diagonal)		30 - 300 in. / 0.76 - 7.62m	
Projection Distance		3 - 50 ft. / 0.9 - 15.2 m	
Projection Angle		7.7 - 9.8° tele / 12.1 - 15.4° wide (at 60°)	
Lens	Zoom	Manual	
	Zoom Ratio	1.6x	
	Throw Ratio	1.5 - 2.35:1	1.4 - 2.24:1
	Focus	Manual	
	Shift	Manual (H = 0 / V = 0%~+15%)	
	F-number, focal length	F:2.5~3.26 f=20.911~32.62mm	
Keystone Correction		Horizontal (manual), Vertical (manual)	
Synchronization Range	Horizontal	15KHz, 24-100kHz (RGB: 24kHz or over)	
	Vertical	48-100, 120Hz	
SD/HD Video Signal Compatibility		480i, 480p, 576i, 576p, 720p, 1080i, 1080p, 4K UHD	
PC Signal Compatibility		VGA, SVGA, XGA, SXGA, WUXGA	
Macintosh Compatibility		Yes	
Input Terminals	RGB1 (analog)	VGA 15-pin D-sub	
	RGB2 (digital)	HDMI w/ HDCP (v2.2/1.4)	
	RGB3 (digital)	HDMI w/ HDCP (v2.2/1.4)	
	Video	RCA	
	Audio1	Stereo Mini Jack	
Output Terminals	Audio Out	Stereo Mini Jack	
USB	Type A	Power, (1.5A)	
	Type B	Service	
External Control		RS-232 (D-Sub 9pin), IR	
Built-in Speaker		10W	
Power Requirements		100-240V AC, 50/60 Hz	
Input Current		3A	
Power Consumption	ECO mode OFF	240W	
	ECO mode	180W	
	Standby (normal)	0.5W or less	
Installation Orientation		Floor/Front, Floor/Rear, Ceiling/Front, Ceiling/Rear	
Product Dimensions (WxHxD)		13.3 x 4.7 x 10.4 in. (337 x 119.3 x 265 mm)	
Net Weight		9.7 lbs. (4.4 kg)	
Shipping Dimensions (WxHxD)		19.5 x 15.2 x 7.7 in. (496 x 387 x 195 mm)	
Gross Weight		14.1 lbs. (6.4 kg)	
Fan Noise		34dB (ECO mode Off), 31dB (ECO mode)	
Regulations		USA: cTUV (UL62368-1:2014) FCC Part15 Class B, Canada: CAN/CSA (62368-1-14) ICES-003 Issue 7	
Operating Temperature		41-104°F / 5-40°C	
Storage		14-140°F / -10-60°C	
Humidity		20 to 85% Humidity (Non-Condensing)	

*Not the warranty period. Repair/replacement may be required sooner. - Additional accessories are available, including screens, carts, mount accessories and replacement cables. Visit www.sharpnecdisplays.us for details.

Unique Features

Direct Power On and Quick Power Off improve efficiency and auto power on/off options can lower power consumption

Vertical Lens Shift helps installers square the image when obstructions prevent placement in the ideal location

Tilt Free and Portrait Capability allows reliable projection in non-typical applications

Warranty

Registered owners receive a five (5) years or 20,000 hours (whichever comes first) parts and labor warranty including InstaCare next business day exchange.

Ships With

Remote control, batteries, power cord, RGB signal cable, user's manual on CD-ROM, quick start guide, and product registration card

Ordering Model Numbers

NP-M430WL NP-M380HL

Accessories

- RMT-PJ36 Replacement Remote Control
- NP01UCM Universal ceiling mount
- NP402CASE Soft Sided Carry Case
- PWRCRD-V170 Power Cord



HDMI, the HDMI logo and High-Definition Multimedia Interface are trademarks or registered trademarks of HDMI Licensing LLC. All other brand or product names are trademarks or registered trademarks of their respective holders. Product specifications subject to change.

